

500W Single Output with PFC Function

RSP-500 series



- Features :
- *Universal AC input / Full range
- *Built-in active PFC function, PF>0.95
- *Protections: Short circuit / Overload / Over voltage / Over temperature
- *Forced air cooling by built-in DC Fan (Note5)
- *1U low profile 40.5mm
- *High efficiency up to 90.5%
- *Built-in remote ON-OFF control
- *Built-in remote sense function
- *LED indicator for power on
- *3 years warranty



SPECIFICATION

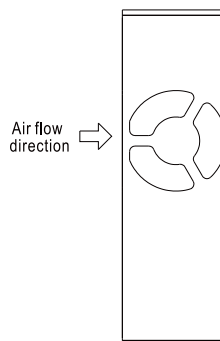
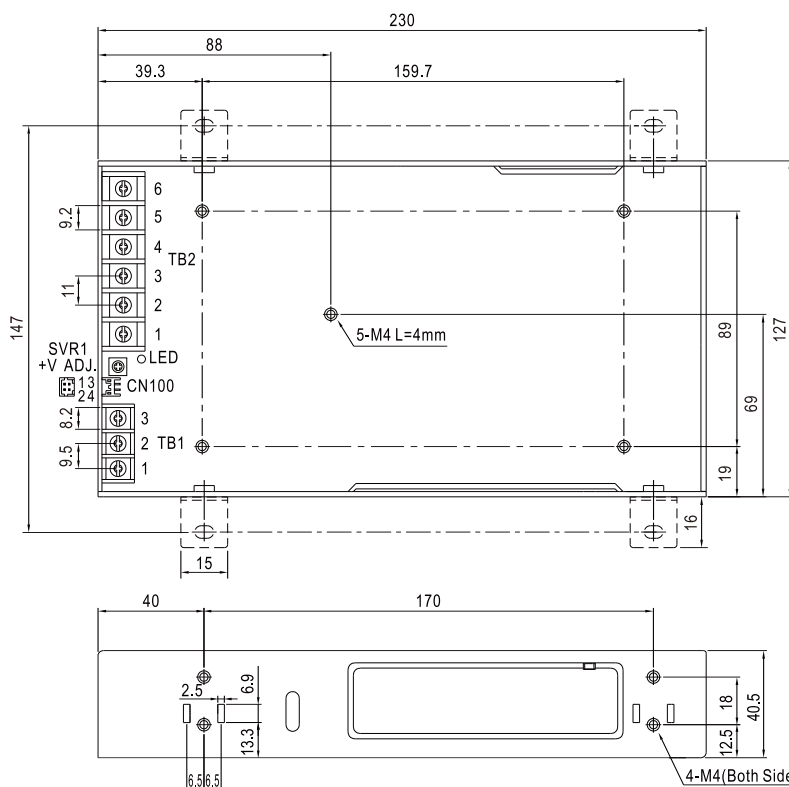
MODEL		RSP-500-3.3	RSP-500-4	RSP-500-5	RSP-500-12	RSP-500-15	RSP-500-24	RSP-500-27	RSP-500-48
OUTPUT	DC VOLTAGE	3.3V	4V	5V	12V	15V	24V	27V	48V
	RATED CURRENT	90A	90A	90A	41.7A	33.4A	21A	18.6A	10.5A
	CURRENT RANGE	0 ~ 90A	0 ~ 90A	0 ~ 90A	0 ~ 41.7A	0 ~ 33.4A	0 ~ 21A	0 ~ 18.6A	0 ~ 10.5A
	RATED POWER	297W	360W	450W	500.4W	501W	504W	502.2W	504W
	RIPPLE & NOISE (max.) <small>Note.2</small>	120mVp-p	120mVp-p	150mVp-p	150mVp-p	150mVp-p	150mVp-p	150mVp-p	150mVp-p
	VOLTAGE ADJ. RANGE	2.8 ~ 3.6V	3.6 ~ 4.3V	4.5 ~ 5.5V	10 ~ 13.2V	13.5 ~ 18V	20 ~ 26.4V	26 ~ 30V	41 ~ 56V
	VOLTAGE TOLERANCE <small>Note.3</small>	±2.0%	±2.0%	±2.0%	±1.0%	±1.0%	±1.0%	±1.0%	±1.0%
	LINE REGULATION	±0.5%	±0.5%	±0.5%	±0.3%	±0.3%	±0.2%	±0.2%	±0.2%
	LOAD REGULATION	±1.0%	±1.0%	±1.0%	±0.5%	±0.5%	±0.5%	±0.5%	±0.5%
	SETUP, RISE TIME	1500ms, 80ms/230VAC 3000ms, 80ms/115VAC at full load							
HOLD UP TIME (Typ.)	18ms/230VAC 14ms/115VAC at full load								
INPUT	VOLTAGE RANGE <small>Note.4</small>	85 ~ 264VAC 120 ~ 370VDC							
	FREQUENCY RANGE	47 ~ 63Hz							
	POWER FACTOR (Typ.)	PF>0.95/230VAC PF>0.98/115VAC at full load							
	EFFICIENCY (Typ.)	81%	83%	84%	88%	88%	89%	89.5%	90.5%
	AC CURRENT (Typ.)	4.2A/115VAC	2.1 A/230VAC	5.3A/115VAC	2.65 A/230VAC				
	INRUSH CURRENT (Typ.)	20A/115VAC	40A/230VAC						
	LEAKAGE CURRENT	<2mA / 240VAC							
PROTECTION	OVERLOAD	105 ~ 130% rated output power Protection type : Constant current limiting, recovers automatically after fault condition is removed							
	OVER VOLTAGE	3.8 ~ 4.5V	4.5 ~ 5.3V	5.75 ~ 6.75V	13.8 ~ 16.2V	18.8 ~ 21.8V	27.6 ~ 32.4V	32.9 ~ 38.3V	58.4 ~ 68V
		Protection type : Shut down o/p voltage, re-power on to recover							
	OVER TEMPERATURE	Shut down o/p voltage, recovers automatically after temperature goes down							
FUNCTION	REMOTE CONTROL	POWER ON:open or 0~0.8VDC between RC+(Pin 4)&RC-(Pin3) on CN100 POWER OFF: 4~10VDC between RC+(Pin 4)&RC-(Pin3) on CN100							
	REMOTE SENSE	Compensate voltage drop on the load wiring up to 0.3V							
	FAN CONTROL (Typ.)	RTH2≥50°C±10°C Fan on ; RTH2≤40°C±10°C Fan off (Fan always on for 3.3~5V,Fan ON/OFF control for 12~48V)							
ENVIRONMENT	WORKING TEMP.	-30 ~ +70°C (Refer to "Derating Curve")							
	WORKING HUMIDITY	20 ~ 90% RH non-condensing							
	STORAGE TEMP., HUMIDITY	-40 ~ +85°C, 10 ~ 95% RH							
	TEMP. COEFFICIENT	±0.03%/°C (0 ~ 50°C)							
	VIBRATION	10 ~ 500Hz, 2G 10min./1cycle, 60min, each along X, Y, Z axes							
SAFETY & EMC (Note 4)	SAFETY STANDARDS	UL60950-1, TUV EN60950-1, EAC TP TC 004 , CCC GB4943.1 , BSMI CNS14336-1approved							
	WITHSTAND VOLTAGE	I/P-O/P:3KVAC I/P-FG:2KVAC O/P-FG:0.5KVAC							
	ISOLATION RESISTANCE	I/P-O/P, I/P-FG, O/P-FG:100M Ohms / 500VDC / 25°C / 70% RH							
	EMC EMISSION	Compliance to EN55032 (CISPR32) Class B, EN61000-3-2,-3, EAC TP TC 020,GB/T 9254, CNS13438 Class B							
	EMC IMMUNITY	Compliance to EN61000-4-2,3,4,5,6,8,11, EN55024, EN61000-6-2, EN61204-3 heavy industry level, criteria A, EAC TP TC 020							
OTHERS	MTBF	187.7K hrs min. MIL-HDBK-217F (25°C)							
	DIMENSION	230*127*40.5mm (L*W*H)							
	PACKING	1.3Kg; 9pcs/12.7Kg/0.7CUFT							
NOTE	1. All parameters NOT specially mentioned are measured at 230VAC input, rated load and 25°C of ambient temperature. 2. Ripple & noise are measured at 20MHz of bandwidth by using a 12" twisted pair-wire terminated with a 0.1uf & 47uf parallel capacitor. 3. Tolerance : includes set up tolerance, line regulation and load regulation. 4. Derating may be needed under low input voltages. Please check the derating curve for more details. 5. Fan always on for 3.3~5V,Fan ON/OFF control for 12~48V. 6. The power supply is considered a component which will be installed into a final equipment. The final equipment must be re-confirmed that it still meets EMC directives.For guidance on how to perform these EMC tests, please refer to "EMI testing of component power supplies." 7. The ambient temperature derating of 3.5°C/1000m with fanless models and of 5°C/1000m with fan models for operating altitude higher than 2000m(6500ft).								

500W Single Output with PFC Function

RSP-500 series

Mechanical Specification

Case No.226A Unit:mm



AC Input Terminal Pin No. Assignment (TB1)

Pin No.	Assignment
1	AC/L
2	AC/N
3	FG

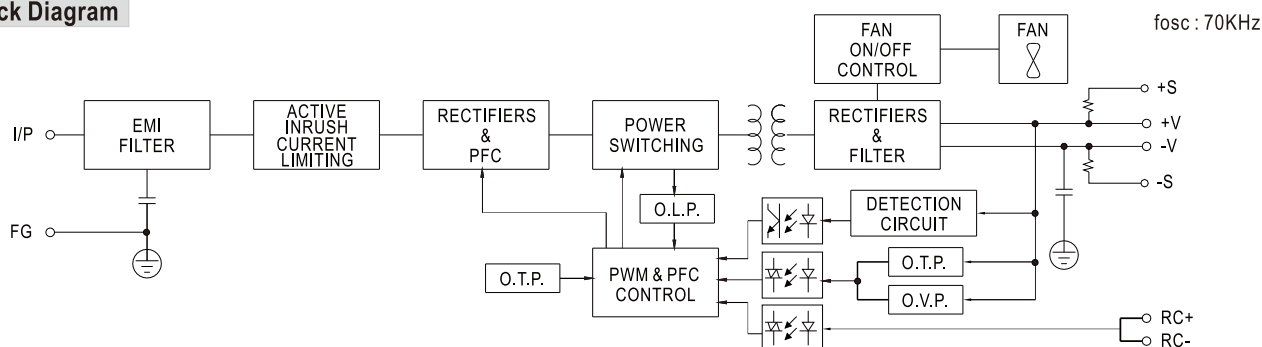
DC Output Terminal Pin No. Assignment (TB2)

Pin No.	Assignment
1~3	DC OUTPUT -V
4~6	DC OUTPUT +V

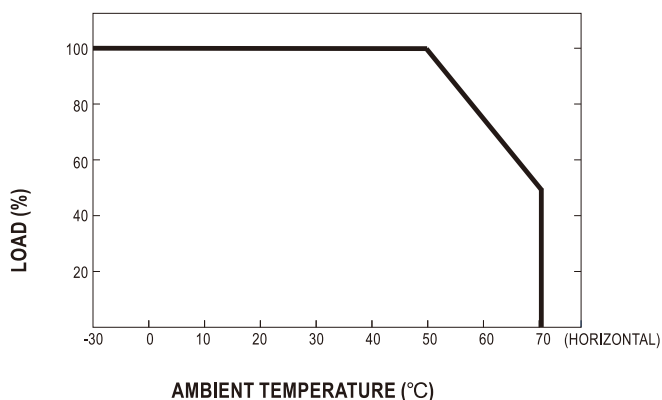
Connector Pin No. Assignment (CN100) :
HRS DF11-04DP-2DS or equivalent

Pin No.	Assignment	Mating Housing	Terminal
1	-S	HRS DF11-4DS or equivalent	HRS DF11-**SC or equivalent
2	+S		
3	RC-		
4	RC+		

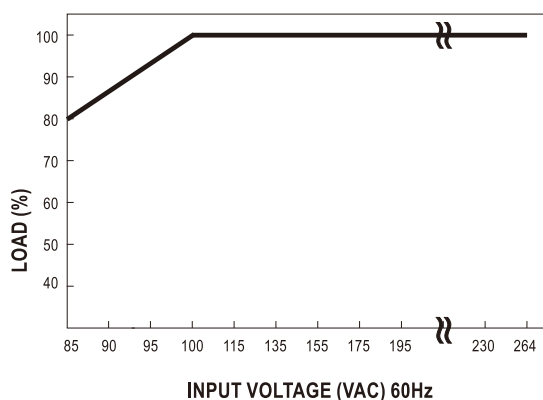
Block Diagram



Derating Curve



Static Characteristics



500W Single Output with PFC Function

RSP-500 series

Function Description of CN100

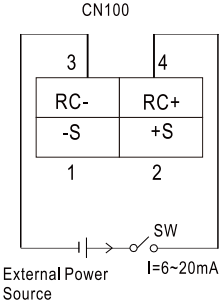
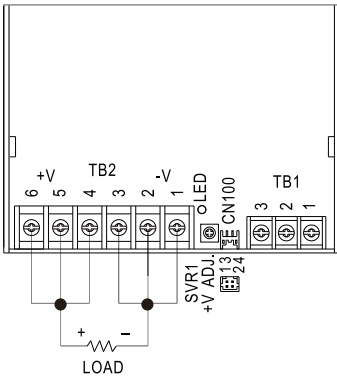
Pin No.	Function	Description
1	-S	Negative sensing. The -S signal should be connected to the negative terminal of the load. The -S and +S leads should be twisted in pair to minimize noise pick-up effect. The maximum line drop compensation is 0.3V.
2	+S	Positive sensing. The +S signal should be connected to the positive terminal of the load. The +S and -S leads should be twisted in pair to minimize noise pick-up effect. The maximum line drop compensation is 0.3V.
3	RC-	Return for RC+ signal input.
4	RC+	Turns the output on and off by electrical or dry contact between pin 4 (RC+) and pin 3 (RC-). 0~0.8VDC or open: Power ON, 4~10VDC: Power OFF.

Function Manual

1.Remote Control

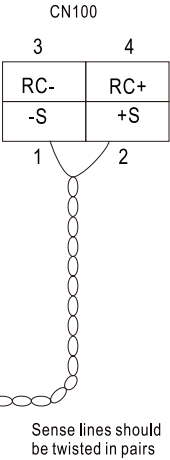
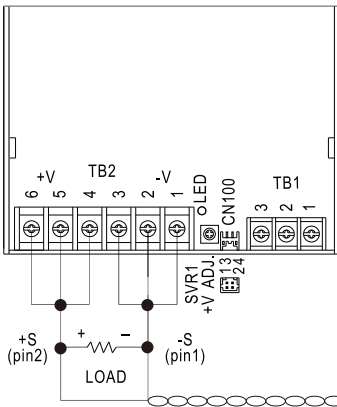
The PSU can be turned ON/OFF by using the "Remote Control" function.

Between RC-(pin3) and RC+(pin4) on CN100	PSU Status
SW OFF (0 ~ 0.8VDC) or open	ON
SW ON (4 ~ 10V)	OFF



2.Remote Sense

The remote sensing compensates voltage drop on the load wiring up to 0.3V



Sense lines should be twisted in pairs