

GC220 series



■ Features :

- 2 stage charging characteristic
- Universal AC input / Full range
- Built-in active PFC function, PF>0.91
- No load power consumption<1W
- 3 pole AC inlet IEC320-C14
- Class I power (with earth pin)
- Protections: Short circuit / Overload / Over voltage / Over temperature
- Cooling by free air convection
- Fully enclosed plastic case
- 2 color LED indicator for charging status
- Approvals: UL / CUL / TUV / CB / FCC / CE



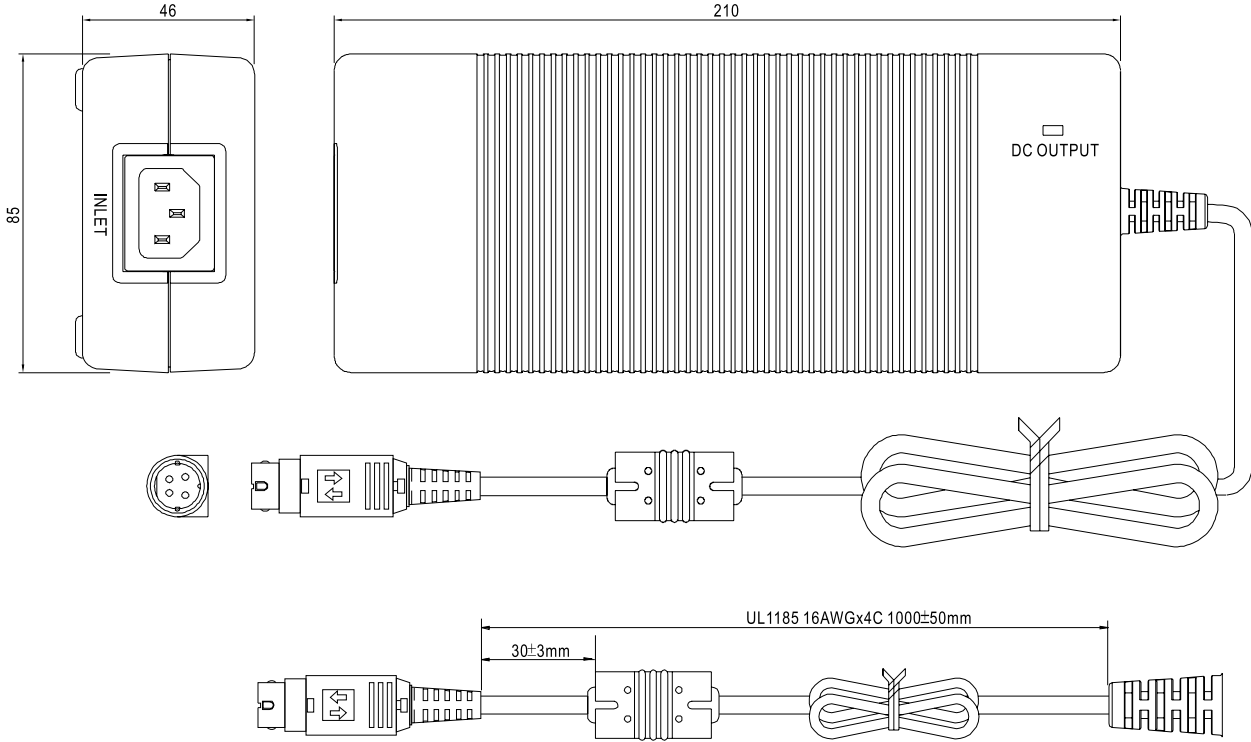
SPECIFICATION

ORDER NO.	GC220A12-R7B	GC220A24-R7B	GC220A48-R7B
OUTPUT	SAFETY MODEL NO.	GC220A12	GC220A24
	DC VOLTAGE (Typ.)	13.6V	27.2V
	RECOMMENDED BATTERY CAPACITY <small>Note.2</small>	80 ~ 200Ah	40 ~ 125Ah
	BATTERY TYPE	Open & sealed lead acid	
	CONTINUOUS OUTPUT CURRENT (Typ.)	13.5A	8A
	RATED POWER	183.6W	217.6W
	LED INDICATOR	Charging(CC) : RED Floating charging(CV) : GREEN	
INPUT	VOLTAGE RANGE <small>Note.3</small>	90 ~ 264VAC 127 ~ 370VDC	
	FREQUENCY RANGE	47 ~ 63Hz	
	POWER FACTOR (Typ.)	PF>0.91 / 230VAC PF>0.98 / 115VAC at full load	
	EFFICIENCY (Typ.)	89%	92.5%
	AC CURRENT	4A / 115VAC 2A / 230VAC	
	INRUSH CURRENT (max.)	120A / 230VAC	
LEAKAGE CURRENT(max.)	1.5mA / 240VAC		
PROTECTION	OVERLOAD <small>Note.4</small>	90 ~ 110% rated output power Protection type : Constant current limiting recovers automatically after fault condition is removed	
	SHORT CIRCUIT	Protection type : Hiccup mode, recovers automatically after fault condition is removed	
	OVER VOLTAGE	105 ~ 135% rated output voltage Protection type : Shut down o/p voltage, re-power on to recover	
	OVER TEMPERATURE	95°C ±10°C (TSW1) detect on heatsink of power transistor Protection type : Shut down o/p voltage, recovers automatically after temperature goes down	
ENVIRONMENT	WORKING TEMP.	-10 ~ +60°C (Refer to output load derating curve)	
	WORKING HUMIDITY	20% ~ 90% RH non-condensing	
	STORAGE TEMP., HUMIDITY	-40 ~ +85°C, 10 ~ 95% RH	
	TEMP. COEFFICIENT	±0.03% / °C (0~50°C)	
	VIBRATION	10 ~ 500Hz, 2G 10min./1cycle, period for 60min. each along X, Y, Z axes	
SAFETY & EMC (Note. 5)	SAFETY STANDARDS	UL1012, EN60950-1 approved	
	WITHSTAND VOLTAGE	I/P-O/P: 3KVAC	
	ISOLATION RESISTANCE	I/P-O/P: 100M Ohms / 500VDC / 25°C / 70% RH	
	EMI CONDUCTION & RADIATION	Compliance to EN55022 class B, FCC PART 15 class B / CISPR22 class B	
	HARMONIC CURRENT	Compliance to EN61000-3-2,3	
OTHERS	EMM IMMUNITY	Compliance to EN61000-4-2,3,4,5,6,8,11, light industry level, criteria A	
	MTBF	190Khrs min. MIL-HDBK-217F(25°C)	
	DIMENSION	210*85*46mm (L*W*H)	
	PACKING	1.1Kg; 12pcs/14.2Kg/0.73CUFT	
CONNECTOR	PLUG	See page 2 ; Other type available by customer requested	
	CABLE	See page 2 ; Other type available by customer requested	
NOTE	<ol style="list-style-type: none"> 1. All parameters NOT specially mentioned are measured at 230VAC input, rated load and 25°C of ambient temperature. 2. This is MeanWell's suggested range, please consult your battery manufacturer for their suggestions about maximum charging current limitation. 3. Derating may be needed under low input voltage. Please check the derating curve for more details. 4. Constant current operation region is within 50~100% rated output voltage. 5. The power supply is considered a component which will be installed into a final equipment. The final equipment must be re-confirmed that it still meets EMC directives. 		

GC220 series

Mechanical Specification

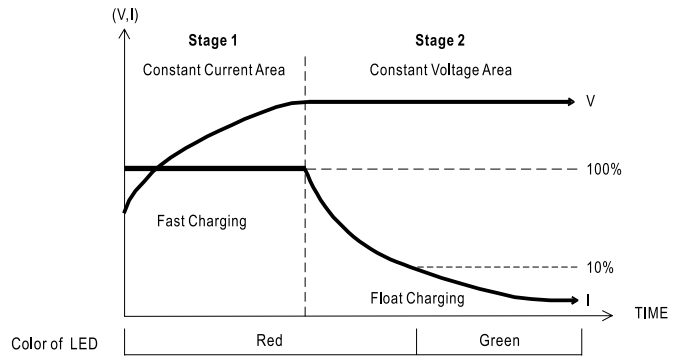
Case No.961A Unit:mm



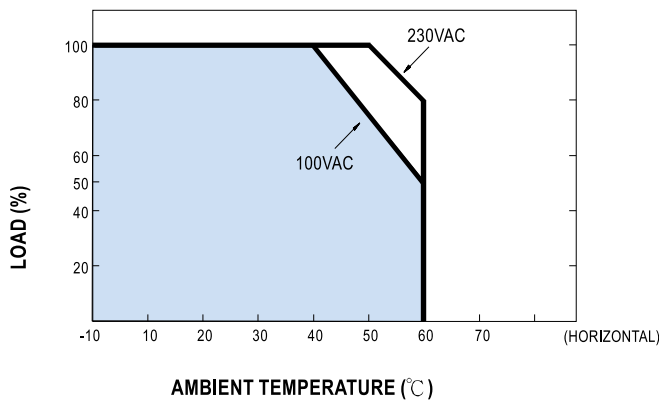
Plug Assignment

PIN NO.	OUTPUT
1,4	+V
2,3	-V

Charging Curve



Derating Curve



Static Characteristics

